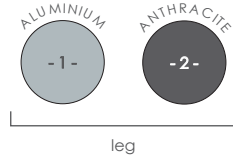




ESSENTIEL

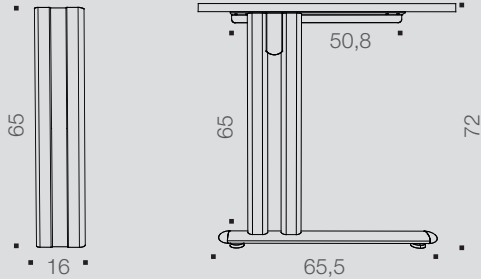
Data sheet n°011



leg



top wood MFC and plain finishes



C1 LEG

Lateral leg room.

Dimension:

D6 / L65,5 / H69,5 cm inclusive levelling feet.

- Material: lacquered epoxy finish metal.
- Type: welded and screwed tube.
- Plate: L-shaped welded to the column.
- Column: 2 tubes of section 60 x 30 mm screwed on the base.
- Cable management: Optional metal leg cover to carry cable from desk to floor.
- Adjustment by levelling feet 42 mm diameter and allow up to 10 mm to correct the defects of flatness of the ground.



PIED IR

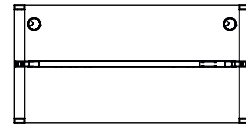

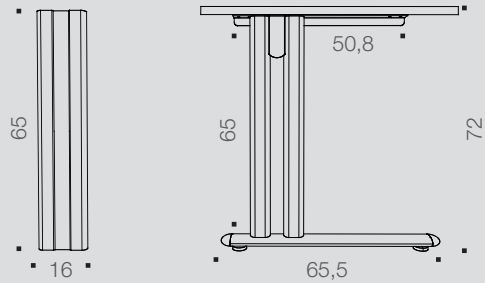
- Metal leg set and forget height adjustment
- Dimensions: D 6 cm / L 65,5 cm / H 61,5 to 83,5 cm inclusive levelling feet.
- Material: Aluminium lacquered epoxy finish metal.
- Type: welded and screwed tube.
- Plate: L-shaped welded to the column.
- Column: 2 tubes of section 60 x 30 mm slide in the step of 2 cm on 2 tubes of section 50 x 25 mm screwed in the center of the base. The height is chosen during the assembly of the leg.
- Adjustment by levelling feet 42 mm diameter and allow up to 10 mm to correct the defects of flatness of the ground.



In accordance with NF EN 527-1/-2/-3, NF EN 14074, NFD 62042, ISO 9241-5, XPD 60050.

*Structurex®- MFC: Melamine-Finished Chipboard, decorative coating imitating a choice of wood species.

Counter-balanced and treated against reflection. Density: 636 Kg/m³ (± 5%) for thickness 25 mm.



TOP

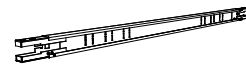
- Material: Structurex®- MFC*.
- Thickness: 25 mm.
- Edging: 2 mm thick shock-proof ABS.
- Cable management: All desks are equipped with at least one cable port 80 mm diameter, delivered in Aluminium finish. Available in White or Anthracite finish on option.

Assembly: metal inserts, gudgeons screwed with cams tightening and pins wood, M6x16 screw (top).



STRUCTUREX® MODESTY PANEL

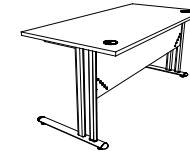
- The modesty panel is structural.
- Material: Structurex®- MFC*.
- Thickness: 16 mm.
- Edging: 2 mm thick shock-proof ABS.
- Dimension: H 35 cm.
- Height under modesty panel: ± 34,5 cm.
- Electrification: 2 cut-outs 6 cm diameter in the superior extremities to assure the cable management from top to an optional cable tray.



BEAM

The beam is structural.

- Material: lacquered epoxy finish metal.
- Dimension: section 80 x 70 mm.
- Height under beam: ± 61 cm.
- Cable management: The beam is designed to route cables from top to leg and accommodate power outlet strips.



METAL MODESTY PANEL

- The modesty panel is structural.
- Material: lacquered epoxy finish metal.
 - Type: Folded metal sheet with a design finish consisting of a row of circles cut out at the bottom of each corner.
 - Dimension: H 35 cm.
 - Height under modesty panel: ± 34,5 cm.
 - Cable management: 2 rectangular cut-outs of 5,5 x 4,5 cm in the superior extremities to assure the cable management from top to an optional cable tray.



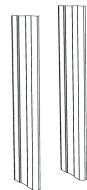
SUPPORT LEG

- 50 mm diameter cylindrical metal.
- Must be fitted beneath the return section of compact or compact manager desks except when used with adjoining desk high pedestal Top L 50 cm.



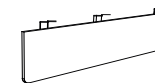
EXTENSION

- Extension on cylindrical metal support 50 mm diameter height adjustable from 67,5 to 81 cm.
- Dimensions : D 60 cm / L 80 cm.
- Connection: The connection return top / main top is assured by 1 showing solidarity support plate.



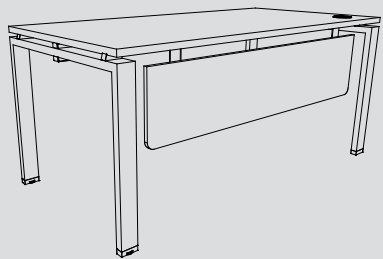
ENJOLIVEUR

- Leg cover: Constituted by a stamped folded metal sheet clipped on the 2 vertical tubes, and by an internal guide in folded metal sheet clipped between the 2 tubes of the leg and containing a round opening.
- >>> Available only with C1 leg.



SUSPENDED MODESTY PANEL

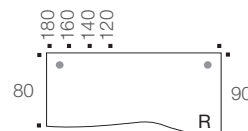
Structurex® or Plexi, it is attached under the top with lacquered epoxy finish stylish brackets, available in White or Anthracite finish.



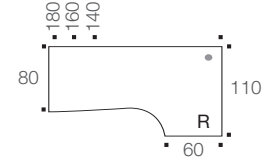
STRAIGHT DESK



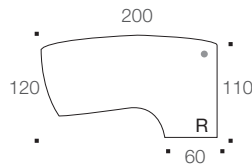
WAVE DESK



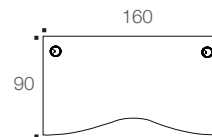
COMPACT DESK



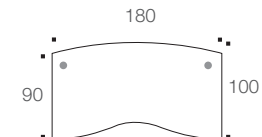
COMPACT MANAGER DESK



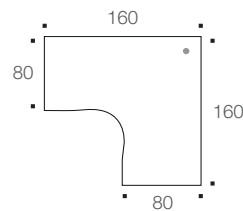
DOUBLE WAVE DESK



DOUBLE WAVE MANAGER DESK



90° SYMMETRICAL DESK



120° SYMMETRICAL DESK

